Teacher's Notes

BUSY BUSY BUSY

PRE-READING:

ACTIVITY 1

PREPARATION:

- Fix the internet connection
- Visit the link given below and print the worksheet :
  https://www.myteachingstation.com/draw-and-color-the-missing-shape-to-complete-the-pattern
- Show the video to the students.
- Title : Sesame Street - Guess what's next
  Link : https://www.youtube.com/watch?v=pO9b7BTOlOU

PRACTICE:

- Teach the students what a 'growing pattern' and 'extending pattern' is.
- Show the video to the students.
- Title : Learning Patterns with Colors, Shapes, and Numbers
  Link : https://www.youtube.com/watch?v=SvdAhexM9o4&t=60s

- Print and hand the worksheet out. Ask the students to complete the patterns.
  https://www.myteachingstation.com/draw-and-color-the-missing-shape-to-complete-the-pattern

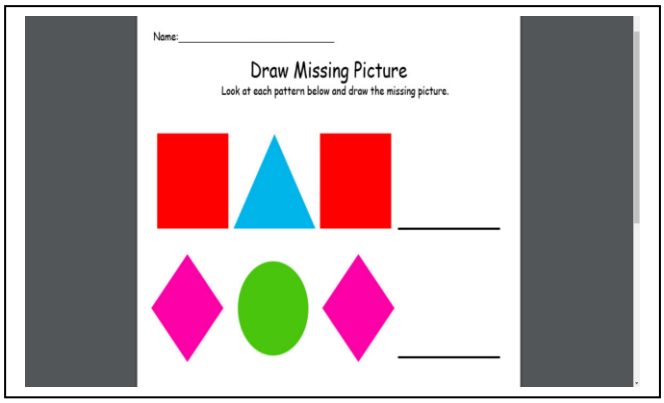

WHY SHOULD I DO THIS ACTIVITY?

- It will be a great opportunity to revise vocabulary and learn some extra.
- It will teach the concept of 'Patterns' .
- The activity will arise their attention and curiosity.
- The activity gives the student to practice two skills: Speaking and Listening.
- This activity will help auditory and visual learners.

EXTENSION:

- Show the video to the students.
  https://www.youtube.com/watch?v=W66wWukr7gM

WHILE-READING:

ACTIVITY 1
Page 4-23

PREPARATION:

- Prepare flashcards for all the new words.
- Fix the internet connection.
- Print and copy Appendix A.
- Show the students the video of the song.
- Title : The Patterns Practice Song ♫♪♫ | Scratch Garden
  Link : https://www.youtube.com/watch?v=MBjjxSx45-Q&t=28s

PRACTICE:

- Sing along.
- Revise the patterns by making use of flashcards.
- Read page 4-23
- Talk about the story.
- Hand Appendix A. Ask the students match and write the sentences.

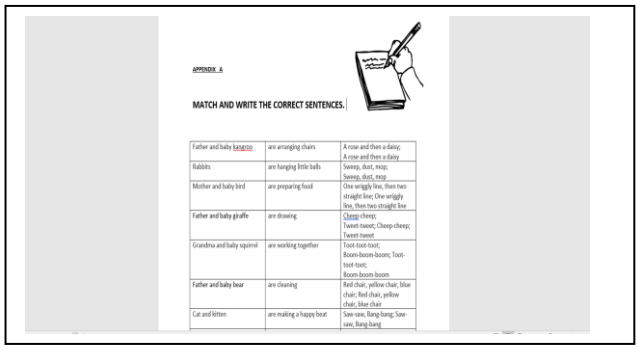

APPENDIX A

MATCH AND WRITE THE CORRECT SENTENCES.

Father and baby kangroo	are arranging chairs	A rose and then a daisy; A rose and then a daisy
Rabbits	are hanging little balls	Sweep, dust, mop; Sweep, dust, mop
Mother and baby bird	are preparing food	One wriggly line, then two straight line; One wriggly line, then two straight line
Father and baby giraffe	are drawing	Cheep cheep; Tweet-tweet; Cheep-cheep; Tweet-tweet
Grandma and baby squirrel	are working together	Toot-toot-toot; Boom-boom-boom; Toot-toot-toot; Boom-boom-boom
Father and baby bear	are cleaning	Red chair, yellow chair, blue chair; Red chair, yellow chair, blue chair
Cat and kitten	are making a happy beat	Saw-saw, Bang-bang; Saw-saw, Bang-bang

WHY SHOULD I DO THIS ACTIVITY?

- It will be a great opportunity to revise vocabulary and reading comprehension.
- The activity will arise their attention and curiosity.
- The activity gives the student to practice all four skills: Reading, Writing , Speaking and Listening.
- This activity will help auditory and visual learners.

EXTENSION:

- Show the video to the students.
  https://www.youtube.com/watch?v=pztRAgQFVec

ACTIVITY 2
Page 24-25

PREPARATION:

- Print and copy Appendix B.
- Fix the internet connection.
- Prepare flashcards for all the new words.
- Prepare different kinds of materials to play a pattern game in the school yard.
- Visit the website below and play the online patterns game.
  Link : http://www.abcya.com/fuzz_bugs_patterns.htm

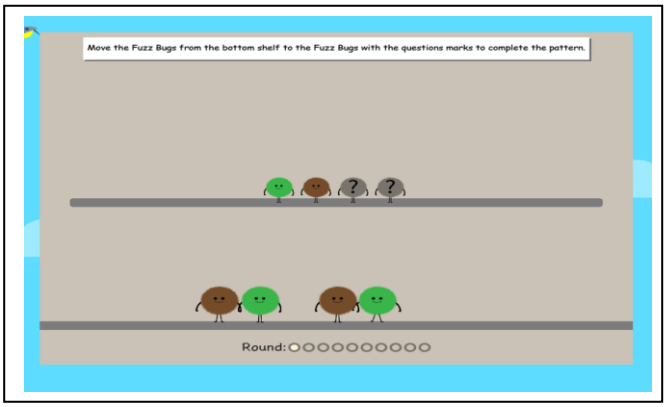

PRACTICE:

- Revise the new words by making use of flashcards.
- Read page 24-25
- Talk about the story.
- Hand Appendix B. Ask the students to answer the questions.

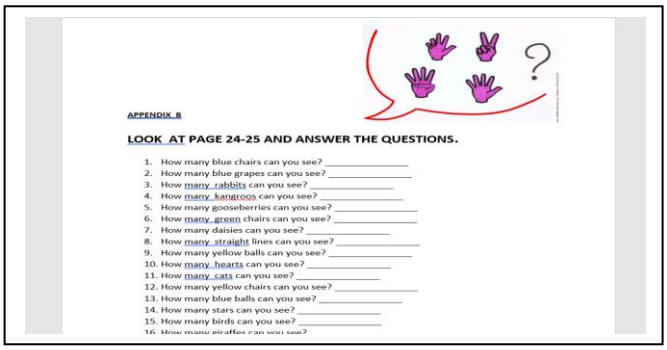

APPENDIX B

LOOK AT PAGE 24-25 AND ANSWER THE QUESTIONS.

1. How many blue chairs can you see? _____
2. How many blue grapes can you see? _____
3. How many rabbits can you see? _____
4. How many kangroos can you see? _____
5. How many gooseberries can you see? _____
6. How many green chairs can you see? _____
7. How many daisies can you see? _____
8. How many straight lines can you see? _____
9. How many yellow balls can you see? _____
10. How many hearts can you see? _____
11. How many cats can you see? _____
12. How many yellow chairs can you see? _____
13. How many blue balls can you see? _____
14. How many stars can you see? _____
15. How many birds can you see? _____
16. How many giraffes can you see?

- Play a game: Prepare different kinds of materials. Take the students to garden and ask the students to make lines of patterns in the school yard.

WHY SHOULD I DO THIS ACTIVITY?

- It will be a great opportunity to revise vocabulary and to facilitate reading comprehension.
- The activity gives the student to practice three main skills: Reading, Writing , Speaking.
- This activity will work with visual, auditory and kinesthetic learners.

EXTENSION:

- Show the video to the students.
  https://www.youtube.com/watch?v=b7UufX_bZlg

ACTIVITY 3
Page 24 - 27

PREPARATION:

- Prepare flashcards for all the new words.
- Fix the internet connection
- Show the video of the song to the students.
  Title: Will You Marry Me? | Animal Songs | PINKFONG Songs for Children
  Link : https://www.youtube.com/watch?v=WQRetGD_PK4

- Sing along and do the TPR activities.
- Read and talk about page 24-27.

WHY SHOULD I DO THIS ACTIVITY?

- It will be a great opportunity to revise vocabulary and to facilitate reading comprehension.
- The activity gives the student to practice three main skills: Reading, Listening and Speaking.
- This activity will work with visual, kinesthetic and auditory learners.

EXTENSION:

- Show the video to the students.
  https://www.youtube.com/watch?v=pztRAgQFVec

ACTIVITY 4
Page 28 - 29

PREPARATION:
- Prepare flashcards for all the new words.
- Fix the internet connection.
- Print and copy the handout from the link below:
  Link: https://www.mathworksheets4kids.com/patterns/repeating-circle1.pdf
- Visit the website below and play the online patterns game.
  Link : http://www.abcya.com/number_patterns.htm



PRACTICE:

- Hand in the worksheet and ask the students to circle the next picture to complete the pattern.
- Read and do the activities on page 28 & 29.

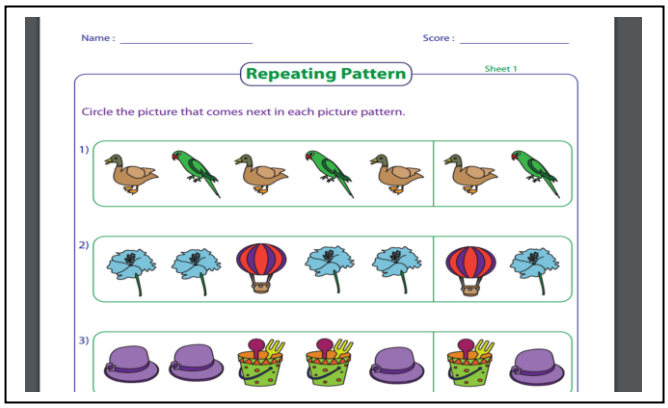

EXTENSION:

- Watch the video about patterns.
  Link: https://www.youtube.com/watch?v=UuAYp6O8GwU&t=7s

WHY SHOULD I DO THIS ACTIVITY?

- It will be a great opportunity to revise vocabulary and practice patterns.
- The activity gives the student to practice two skills: Speaking and Listening.
- This activity will work with visual, auditory and kinesthetic learners.

ACTIVITY 5
Page 30 -31

PREPARATION:
- Prepare flashcards for all the new words.
- Fix the internet connection.
- Print and copy the handout from the link below:
  Link: http://www.kidzone.ws/prek_wrksht/math-readiness/math-patterns5.htm
- Show the video of the song.
  Title: Pattern Parade (The Pattern Song)
  Link : https://www.youtube.com/watch?v=wV7wxT743Ho

PRACTICE:
- Sing along.
- Read and do the activities on page 30 & 31.
- Hand in the worksheet and ask the students to color the pictures to make a pattern.

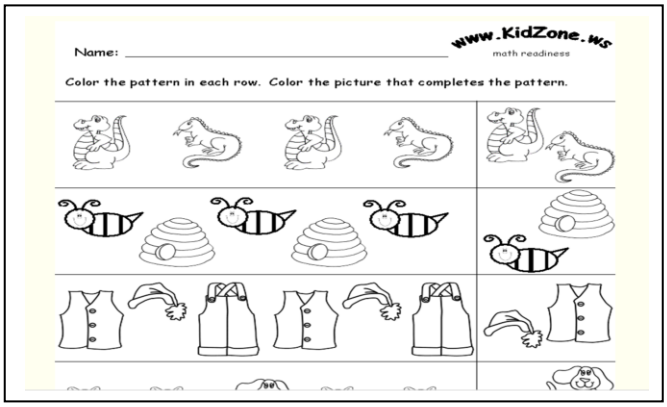

EXTENSION:

- Play the online game about patterns.

Link: http://www.abcya.com/shape_patterns.htm

WHY SHOULD I DO THIS ACTIVITY?

- It will be a great opportunity to revise vocabulary and practice patterns.
- The activity gives the student to practice two skills: Speaking and Listening.
- This activity will work with visual, auditory and kinesthetic learners.

POST-READING:

ASSESMENT:

- Hand Appendix C
- Ask the student to solve the problems by making patterns.

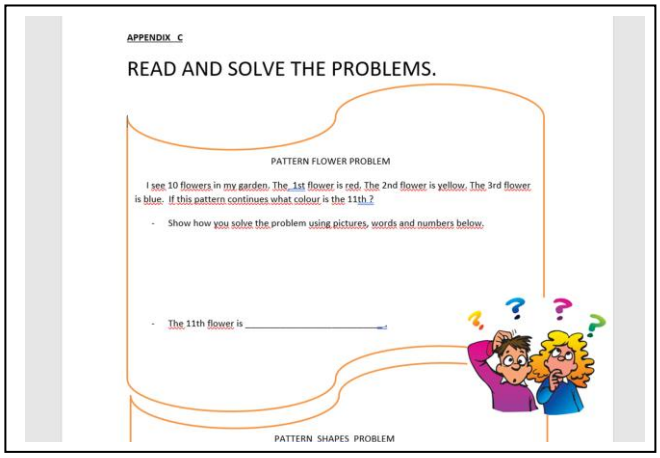

APPENDIX C

READ AND SOLVE THE PROBLEMS.

PATTERN FLOWER PROBLEM

I see 10 flowers in my garden. The 1st flower is red. The 2nd flower is yellow. The 3rd flower is blue. If this pattern continues what colour is the 11th ?

- Show how you solve the problem using pictures, words and numbers below.

- The 11th flower is _____.

PATTERN SHAPES PROBLEM

- Visit the link below , hand in the worksheet and ask the students to solve the problems.
  Link:
  https://www.mathworksheets4kids.com/patterns/growing-type1-1.pdf

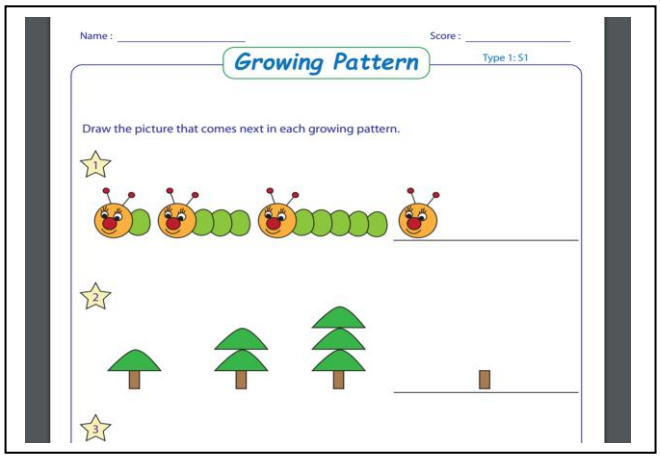

Name : _____ Score : _____

Growing Pattern

Type 1: S1

Draw the picture that comes next in each growing pattern.

1

2

3

PROJECTS:

OPTION # 1
Make a necklace

Make a necklace by using beads to complete a pattern.

OPTION # 2
Write a poem

Write a poem individually or as the whole class. Use patterns in your lines.

OPTION # 3
The wedding photo frame

Draw or make a collage of the wedding photo of your favourite animal couple.

OPTION # 4
Make a caterpillar

Make small balls from different materials and make a pattern to form a caterpillar.

OPTION # 5
Make a survey

Make a survey. Look around and try to find patterns around you. Then note them down and add photos
Ex:
We found patterns in the park, at school, on the pavement etc…

OPTION # 6
Patterns pizza !

Make a pizza dough. Make a pattern while putting the ingredients. You may make a real one or a fake pizza using cardboard and pictures.

OPTION # 7
Fairy Tale Patterns

Make a big pattern by drawing or pasting pictures from different fairy tales.

OPTION # 8
Superheros Pattern

Make a big pattern by drawing or pasting pictures of different superheros.

OPTION # 9

Patterns from the nature

Ask the students to collect different leaves or sticks from the nature and make a pattern on a piece of paper or cardboard.

OPTION # 10

Egg carton Pattern

Ask the students to bring different beads and an egg carton to the classroom. Ask the students to make patterns by putting the beads in the parts of the carton of eggs.

SUGGESTIONS:

- Visit the websites below for more online activities and ideas;

www.education.com

www.brighthorizons.com

www.the measuredmom.com

www.kindergarten-lessons.com

www.learner.org

www.greatschools.org

www.mathisfun.com

www.teacherspayteachers.com

www.mathworksheet4kids.com

www.madebyteacher.com

www.mytaechingstation.com

- Downlaoad applications for ‘Learning Patterns’

APPENDIX A



MATCH AND WRITE THE CORRECT SENTENCES.

Father and baby kangroo	are arranging chairs	A rose and then a daisy; A rose and then a daisy
Rabbits	are hanging little balls	Sweep, dust, mop; Sweep, dust, mop
Mother and baby bird	are preparing food	One wriggly line, then two straight line; One wriggly line, then two straight line
Father and baby giraffe	are drawing	Cheep-cheep; Tweet-tweet; Cheep-cheep; Tweet-tweet
Grandma and baby squirrel	are working together	Toot-toot-toot; Boom-boom-boom; Toot-toot-toot; Boom-boom-boom
Father and baby bear	are cleaning	Red chair, yellow chair, blue chair; Red chair, yellow chair, blue chair
Cat and kitten	are making a happy beat	Saw-saw, Bang-bang; Saw-saw, Bang-bang
Father and baby elephant	are singing	A yellow ball, two blue balls; A yellow ball, two blue balls
Mother and baby fox	are making a flower chain	One gooseberry, one grape; One gooseberry, one grape

1. _____
   _____
   _____ .
2. _____
   _____
   _____ .
3. _____
   _____
   _____ .

4. _____
_____
_____.
5. _____
_____
_____.
6. _____
_____
_____.
7. _____
_____
_____.
8. _____
_____
_____.
9. _____
_____
_____.



APPENDIX B

LOOK AT PAGE 24-25 AND ANSWER THE QUESTIONS.

1. How many blue chairs can you see? _____
2. How many blue grapes can you see? _____
3. How many rabbits can you see? _____
4. How many kangroos can you see? _____
5. How many gooseberries can you see? _____
6. How many green chairs can you see? _____
7. How many daisies can you see? _____
8. How many straight lines can you see? _____
9. How many yellow balls can you see? _____
10. How many hearts can you see? _____
11. How many cats can you see? _____
12. How many yellow chairs can you see? _____
13. How many blue balls can you see? _____
14. How many stars can you see? _____
15. How many birds can you see? _____
16. How many giraffes can you see? _____
17. How many wriggly lines can you see? _____
18. How many bears can you see? _____
19. How many pigs can you see? _____
20. How many roses can you see? _____

APPENDIX C

READ AND SOLVE THE PROBLEMS.

PATTERN FLOWER PROBLEM

I see 10 flowers in my garden. The 1st flower is red. The 2nd flower is yellow. The 3rd flower is blue. If this pattern continues what colour is the 11th ?

- Show how you solve the problem using pictures, words and numbers below.

- The 11th flower is _____ .

PATTERN SHAPES PROBLEM

I see 15 squares on my Maths worksheet. The 1st square is green. The 2nd square is orange. The 3rd square is purple. The 4th square is grey. If this pattern continues what colour is the 16th ?

- Show how you solve the problem using pictures, words and numbers below.

- The 16th square is _____ .

VOCABULARY LIST FOR FLASHCARDS

Busy

Mother

Gooseberry

Grape

Skewer

Meal

Baby

Granma

Squirrel

Flower

Chain

Rose

Daisy

Elephant

Family

Concert

Trumpet

Drums

Happy

Beat

Together

Bird

Sing

Song

Hang

Little

Ball

Lace

Kitten

Cat

Draw

Line

Wriggly

Straight

Wooden

Cart

Saw

Hammer

Sweep

Broom

Dust

Brush

Mop

Arrange

Chair

Wedding

Wave

Friend

Giraffe

Fox

Pig

Kangaroo

Bear

Bird

Rabbit